City of San Jose - Building Division - Index Cover

Address 1371 Kooser Rd.

PLAN CHECK NO. _____ **PERMIT NO.** 06-007888

Prepared By BT **Page #** _____ **Date** 4-19-06

Category	Document Type	Sub Document Type
☐ MP Tracts	☐ TB Planning Permit	
	☐ PP Plot Plans	
	☐ TP Tract Plans	☐ PN Planning ☐ BD Building ☐ PB Plumbing ☐ MM Mechanical ☐ EE Electrical
	☐ TD Supporting Documents	
	☐ TC Structural Calculations	
	☐ TS Soils Report	
	☐ TT Trusses/Shop Drawings	
	☐ TM Tract Map	☐ AR Addressed
☒ PL Plans	☐ PI Planing Permit	
	☒ EP Plans	☐ PA Planning ☒ BL Building ☐ BP Plumbing ☐ BM Mechanical ☐ BE Electrical
	☐ PM Parcel Map	
	☐ SC Structural Calculations	
	☐ SD Supporting Documents	
	☐ SR Soils Report	
	☐ TR Trusses/Shop Drawing	
	☐ CR Copy Request	
☐ PT Permits	☐ AD Addressing	
	☐ IN Inspection Notices	☐ EP Expired
	☐ PR Permits & Applications	☐ CC Cash Receipts / Refunds ☐ CO C of O ☐ CP Correspondence ☐ EX Expired / Voided ☐ FI Finals ☐ IN Initial ☐ IS Initial – Supporting Doc's ☐ MR Meter Releases ☐ SI Special Inspection Reports
	☐ CF Compliance Files	☐ CN Compliance Notices ☐ RS Rescind ☐ SW Stop Work Orders
	☐ DR Damage Reports	☐ ED Earthquake Damage ☐ FD Flood Damage ☐ FA Fire/Auto Survey

Rev. 4/30/02

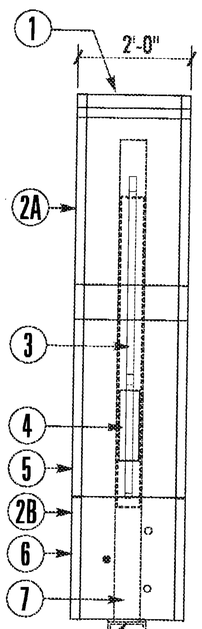

NOTE:
INSTALL W/ 1/4"
SEPARATION
BETWEEN CABINETS



5" PIPE IN CABINET WELDED TO 8" X 8" ½" STEEL PLATE AT OUTSIDE BOTTOM OF CABINET

EXISTING 8" SQ TUBE STEEL - WELD PLATE AT CABINET TO SQ TUBE ON SITE

5" PIPE IN CABINET WELDED TO 8" X 8" ½" STEEL PLATE AT OUTSIDE BOTTOM OF CABINET

Mfr & Install "1" D/F
Combo-Cabinet Display
SCALE: 3/8"=1'-0"

FABRICATION MATERIAL SPECIFICATION

1. ALUMINUM CABINET RETURNS:
   THUMBCHUCK LOGO - .040 ALUMINUM PRE-PAINTED WHITE INSIDE & BLACK OUTSIDE (GLOSS)
   "TAG LINE" - .063 ALUMINUM PRE-PAINTED WHITE - INSIDE & BLACK OUTSIDE (GLOSS)
2A. THUMBCHUCK LOGO - .25 CLEAR CRYLEX PLEX W/ APPLIED 2ND SURFACE VINYL GRAPHICS - NO WHITE DIFFUSER FILM
2B. "TAG LINE" - .177 CLEAR LEXAN FACE W/ 2ND SURFACE VINYL *WITH* WHITE DIFFUSER VINYL
3. 800 MA FLUORESCENT LAMPS
4. LAMP BALLAST
5. 2" BLACK TRIMCAP @ THUMBCHUCK ONLY
6. 1 1/2" PAINTED BLACK ALUMINUM RETAINER @ TAG LINE - .063 @ FACE W/ .040 @ 2" RETURN
7. 5" X .258 X 8'-6" PIPE INSIDE CABINET - MFR W/ (3 RING SLEEVE STUB) - PAINT EXPOSED AREAS BLACK

FACE COLOR SPECIFICATION

- CALON LAVENDER TRANS VINYL COLOR TO MATCH PMS 2583
- CALON SERIES 2500 106 BRILLIANT GREEN TRANS VINYL CLOSEST TO PMS 368
- CALON SERIES 2500 YELLOW 015 TRANS VINYL PMS 109
- CALON SERIES 2500 RED 33 TRANS VINYL PMS 199
- CALON SERIES 2500 SILVER GREY 51 TRANS VINYL PMS 422
- CALON SERIES 2500 PEACH 991 TRANS VINYL - PMS 486
- CALON SERIES 2500 WHITE 20 TRANS VINYL
- CALON SERIES 2500 BLACK 22 TRANS VINYL
- WHITE LETTERS W/ BLACK 22 VINYL OUTLINE

Image National, Inc.
An Electric Sign Company
www.imagenational.com
GENERAL OFFICES:
444 E ARITY RD
BOISE, ID 83716
TELEPHONE:
(800) 592-8658 - (208) 345-4820
FAX: (208) 336-9886

UNDERWRITERS LABORATORIES ELECTRIC SIGN

U.S. & P.R. - ALL SIGNS CONFORM TO UL-48/2161 & LABELED ACCORDINGLY-CANADA - ALL SIGNS MUST BE CAS COMPLIANT

BOISE PLANT UL #433195-001 TERRELL PLANT UL #433195-002

This sign is intended to be installed in accordance with the requirements of Article 600 of the National Electric Code and/or applicable local codes. This includes proper grounding and bonding of the sign

DATE:	120205
DRAWN BY: SJvL	INITIAL / DATE
ACCOUNT EXEC: GT	INITIAL / DATE
ESTIMATING:	INITIAL / DATE
PRODUCTION:	INITIAL / DATE
CSR: JC	INITIAL / DATE
SALES ORDER NO.:	
QUOTE NO.: 9828	
CIMP FILE NAME: CEC-404-011806-R P	
REVISION / DATE	
PROJECT LOCATION: 1371 KOOSER RD SAN JOSE, CA 95118	
PROJECT TITLE: CHUCK E CHEESE'S #404	
P-1	

BE0600 7888

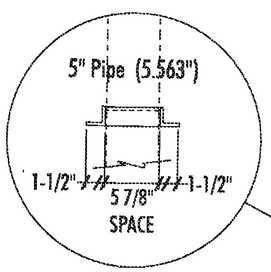

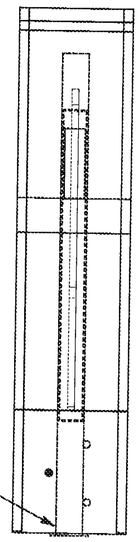

Nesting Detail
SCALE: 3/4"=1'-0"

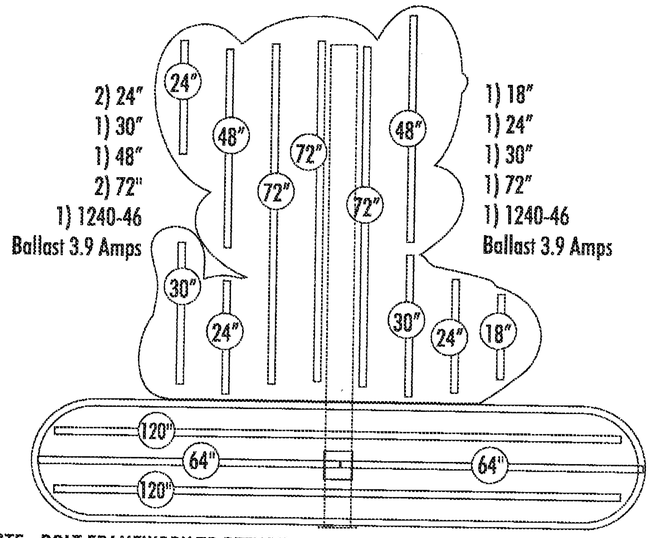

NOTE: BOLT FRAMEWORK TO RETURN

Lamping Detail
SCALE: 3/8"=1'-0"

2) 64" CWHO
2) 120" CWHO
1) 2040-24 Ballast 4.0 Amps

ELECTRICAL INFORMATION

CW/HO T-12 800mA FLOURESCENT LAMPS AT 10" C/C +/-

THUMBCHUCK CABINET:
(1) 18" LAMP (3) 72" LAMP
(3) 24" LAMP
(2) 30" LAMP
(2) 48" LAMP
(2) 1240-46 BALLASTS @ 3.9 AMPS
7.8 amps

TAGLINE CABINET:
(2) 64" LAMPS
(2) 120" LAMP
(1) 2040-24 BALLAST @ 4.0 AMPS EA

TOTAL AMPS =11.8 amps TOTAL
(1) 20 AMP CIRCUIT @ 120 VOLTS



Reverse Side Detail
SCALE: 1/4"=1'-0"

CITY OF SAN JOSE
BUILDING DIVISION
FIELD SET
DATE 3/17/2006
BP.# BE0600 7888
ZONING CP
CONSTRUCTION TYPES TIIN
OCCUPANCY GROUPS A-3
ENERGY PACKAGE
COMPACTION REPORT REQUIRED
SPECIAL INSPECTION REQUIRED
HISTORICAL
GEOLOGICAL HAZARD AREA
PLAN CHECKER
UBC EDITION
P.D. OR H.P. AD 06-180
AREA 21
HEAT SOURCE
FLOOD ZONE
ENGINEER
YES NO

CITY OF SAN JOSE
Department of Planning, Building & Code Enforcement
File No.: AD06-180
By: Carol Hom
DATE
See attached Development Permit Adjustment sheet for conditions of approval.
Note: A Building Permit may also be required. Please check with the Building Division.

CITY OF SAN JOSE
BUILDING DIVISION
B.P. #
DATE

©2005 Image National, Inc. This design is an original work of authorship by Image National, Inc. ("Image") which owns the copyright protection to this design as provided by the copyright laws of the United States (title 17, U.S. Code). All rights are reserved by Image and, until the use of this design is authorized by Image in writing, Image owns the exclusive rights to: a) *reproduce* this design in copies, in graphic form or as a sign; b) prepare *derivative works* based upon the design; c) *distribute copies* of the design by sale or other transfer of ownership; and d) display the design publicly.



Photos of Existing Plex Cab/Pylon to be Remodeled

NOTE: EXISTING FOOTINGS ARE APPROXIMATELY 24" X AT LEAST 60"

NOTE: EXISTING D/F PYLON



NOTE: REPLACEMENT D/F CABINET

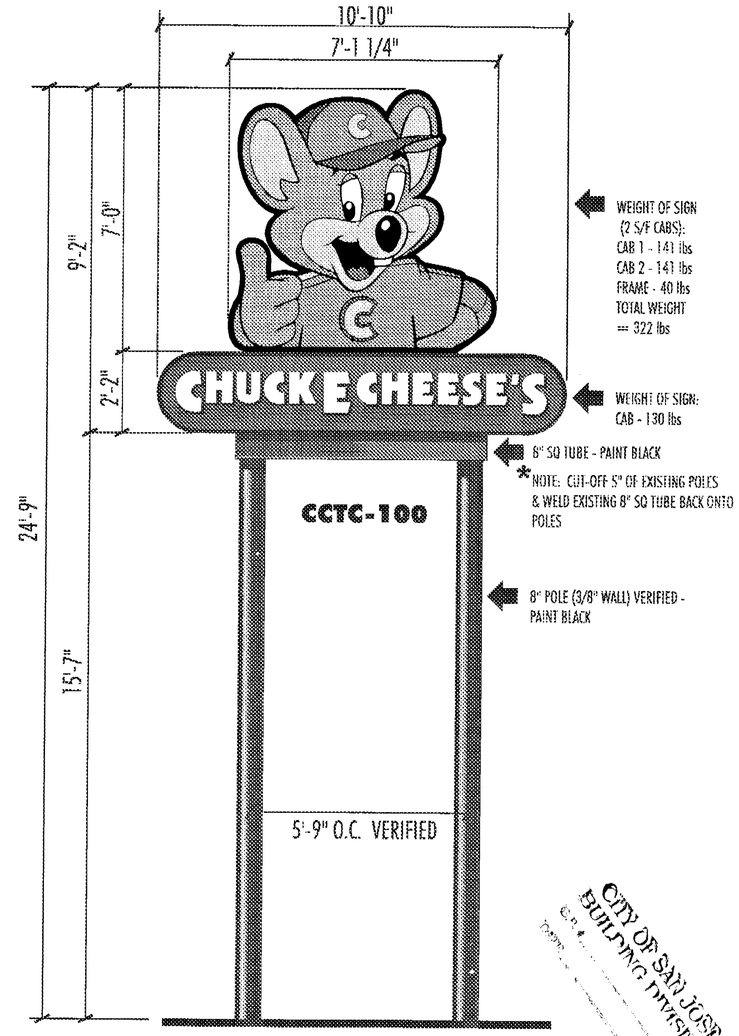

CITY OF SAN JOSE BUILDING DIVISION

Replace Existing D/F Plex Face Cabinet

SCALE: 1/4" = 1'-0" 73.35 SQ FT

NOTE: USE EXISTING STEEL POLES AND FOOTINGS - WELD NEW COMBO CABINET TO 8" SQ TUBE CROSS-MEMBER AT 8" X 8" STEEL PLATE ATTACHED TO BOTTOM OF CABINET

R1 - LOWER SIGN 5"

Image National, Inc.
An Electric Sign Company
www.imagenational.com
GENERAL OFFICES:
444 E. ARMY RD
BOISE, ID 83716
TELEPHONE:
(800) 592-8058 - (208) 345-4920
FAX: (208) 336-9806

UNDERWRITERS LABORATORIES ELECTRIC SIGN

U.S. & P.R. - ALL SIGNS CONFORM TO UL-48/2161 & LABELED ACCORDINGLY. CANADA - ALL SIGNS MUST BE CSA COMPLIANT

BOISE PLANT IB: #433195-001 TUMWELL PLANT IB: #433195-002

This sign is intended to be installed in accordance with the requirements of Article 600 of the National Electric Code and/or applicable local codes. This includes proper grounding and bonding of the sign

DATE: 120205	
DRAWN BY: SJvL	INITIAL / DATE
ACCOUNT EXEC: GT	INITIAL / DATE
PERMITTING:	INITIAL / DATE
PRODUCTION:	INITIAL / DATE
CSM: JC	INITIAL / DATE
SALES ORDER NO.:	
DWFT NO.: 9824	
COMP FILE NAME: CFC-404-011806-R1P	
REVISION / DATE	
PROJECT LOCATION: 1371 KOOSER RD SAN JOSE, CA 95118	
PROJECT TITLE: CHUCK E CHEESE'S #404	
SUMMARY/INSTALL	

©2005 Image National, Inc. This design is an original work of authorship by Image National, Inc. ("Image") which owns the copyright protection to this design as provided by the copyright laws of the United States (title 17, U.S. Code). All rights are reserved by Image and, until the use of this design is authorized by Image in writing, Image owns the exclusive rights to: a) *reproduce* this design in copies, in graphic form or as a sign; b) prepare *derivative works* based upon the design; c) *distribute copies* of the design by sale or other transfer of ownership; and d) display the design publicly.